

Operation System										
WIN 10										
WIN 8.1										
WINDOWS 8										
WINDOWS 7										
						WINDOWS VISTA				
				WINDOWS XP with SP3						
AutoCAD Version										
2018	2017	2016 SP1	2015	2014	2013	2012	2011	2010	2009	
<i>kubit/FARO Box *</i>										
18.0										
17.0 + 17.5										
16.5										
16.0										
15.0							2)	1) + 2)		
<i>VirtuSurv</i>		<i>"stand - alone" Software for Win 7, Win 8, WIN XP (VS 15.0 - 17.0) and WIN 10 (VS 16.5 - 18.0)</i>								

Restrictions:

- FARO Box 18.0 does **not** supports 32bit OS and 32 bit AutoCAD
- PointSense < 18.0 does **not** support **32 bit**
- PointSense does **not** support AutoCAD LT


1) PointSense does **not** support AutoCAD 2010

2) PhoToPlan Pro and Ultimate 15 do **not** support AutoCAD LT 2010 and 2011

--> depending on restriction you can install FARO Software setup but cannot load and work with PhoToPlan Pro/Ultimate or PointSense.

* **FARO (former kubit) box** contains all AutoCAD applications of software product families of PointSense, PhoToPlan, TachyCAD, DistToPlan, hylasFM and MonuMap

If you have questions about compatibility please contact support under Phone: +49 (0)7150 9797 -400 or Email: support@faro-europe.com

 full functionality (see restrictions)

 no functionality



List of compatibility: Operating- System - AutoCAD - FARO Software Page 2/2

	OS (64 bit)								OS (32 bit)								32 bit	
	WINDOWS 8		WINDOWS 7						WINDOWS 8		WINDOWS 7						Windows 2000	
			WINDOWS VISTA						WINDOWS VISTA						AutoCAD			
			WINDOWS XP								Windows XP							
	AutoCAD Version								AutoCAD Version								AutoCAD	
	2014	2013 + SP2	2012	2011	2009	2008	2007 (SP2), 32 bit		2014	2013 + SP2	2012	2011	2010	2009	2008	2007	2008	2007
<i>TachyCAD</i>																		<i>TachyCAD</i>
11.0																		11.0
10.0																		10.0
9.0																		9.0
8.0																		8.0
7.0																		7.0
6.0																		6.0
5.0																		5.0
<i>PhoToPlan</i>																		<i>PhoToPlan</i>
9.0																		9.0
8.0																		8.0
7.0																		7.0
6.0																		6.0
5.0																		5.0
4.2																		4.2
4.1 + 4.0																		4.1 + 4.0
<i>PointSense</i>																		<i>PointSense</i>
9.0																		9.0
8.0																		8.0
7.0																		7.0
<i>PointCloud</i>																		<i>PointCloud</i>
9.0																		9.0
8.0																		8.0
7.0																		7.0
6.0																		6.0
5.0																		5.0
4.0.3																		4.0.3
4.0																		4.0
3.2																		3.2
3.1																		3.1
<i>hylasFM</i>																		<i>hylasFM</i>
10.0																		10.0
9.0																		9.0
8.0																		8.0
7.0																		7.0
6.0																		6.0
5.0																		5.0
4.0																		4.0
<i>MonuMap</i>																		<i>MonuMap</i>
10.0																		10.0
9.0																		9.0
8.0																		8.0
7.0																		7.0
6.0																		6.0
5.0																		5.0
4.0																		4.0
<i>DistoPlan</i>																		<i>DistoPlan</i>
11.0																		11.0
10.0																		10.0
9.0																		9.0
8.0																		8.0
7.0																		7.0
6.0																		6.0
5.0																		5.0

Notes:

1. Because our software products are AutoCAD applications almost same system requirements apply to get Technical support.

2. Be aware that there are differences to other AutoCAD verticals (LT, Map, Civil, ...). If you are not sure which configuration can be used for your software do not hesitate to contact our support team at support@faroeurope.com or call +49 (0)7150 9797 -400

 full functionality
 no functionality